

OVAHC

President
John & Lauren Wallace

Vice President
John Jacobs & Jeff Porada

Treasurer
Cindy Loos
ovahc.treas.mbrshp@gmail.com

Membership
Sandy Ballinger
slb96riva@yahoo.com

Secretary
Dale Ballinger
DLB55AH@cs.com
859-384-1345

Activities Activator
Skip Jackson
513-720-7547
jackson.skip@yahoo.com

Editor
Mary Ann Grabow
859-359-5488
513-608-3421 (cell)
Bemeem@aol.com

Delegate
Jake Jacobs
513-509-6038
dhklein@fuse.net

Business Manager
Jake Jacobs
jake.jacobs@fuse.net
513.509.6038

Technical Dir.
Tim Ross
hugcrv@fuse.net
(513) 528-3232

Club Historian
John Parrott




<http://OhioValleyAHC.com>

NEWSLEAK

February minutes

March 2020



February OVAHC Meeting Minutes

Thirty-four members attended the meeting at the Jackson home in Westwood on Saturday, February 15, 2020. President John Wallace called the meeting to order and thanked Joan and Skip for hosting.

(applause) John said any bogus emails that came out recently

from someone purporting to be him should be ignored and deleted. Vice-President Jeff, Vice-President John, President Lauren, Editor Mary Ann, Business Manager / Delegate Jake, and Membership Sandy had no report. Treasurer Cindy was away.

Business Manager / Delegate Jake gave Treasurer Cindy's report. Since the Christmas party: credits were \$1,500 for member dues, and an appropriate debit for the payment to AHCA for national dues paid. Our balance is good.

Secretary Dale read an email from Bob Duffey stating that Tom Hall is looking for a ride with someone going to the Florida Conclave who has an extra seat. Let us know if you can help.

Activity Activator Skip asked who was going to Spring Thing on June 18-21 in New Albany, In. They have a single person registration this year. July 11-12 the Gilmore Museum 300 miles away is having a weekend with a road rally and "more neat stuff." Healey is the featured marque. Skip asked who is registered for the Florida Conclave, and six members raised their hand. Bobbi has a breakdown for the two overnight stop caravans. Southeast Classic 10/1 - 5 has three OVAHC couples interested so far. Jake asked if we wanted to run a gymkhana down there, and the answer was NO. Skip invited all those who want dinner to follow him to a brewery two miles away, afterwards.

Then Skip passed the mike to Kurt because of all his personally planned activities. To celebrate his friend Laura's birthday, he has planned a fund-raising visit to the Tri-State Warbird Museum on Friday, April 24: *Wings and Wheels*.

The next morning Saturday, April 25 is the Spring Classic Driv-



Ken Kreuter will be ordering name badges for new members, and those members who may have accidentally dropped theirs into the drain oil pan. Email the name(s) to Ken Kreuter at kkreuter@fuse.net by March 6, so they can be ready at the March meeting on March 21. (I have unclaimed badges for the Durbins and the Streets)

MINUTES CONTINUED

ing Tour. Beginning and ending in New Richmond this year. We will have a 30-minute stop at the Ohio Veterans' Home to entertain the troops with our shiny sports cars. John Oldman will run a Funkhana back in New Richmond. Thursday, June 25 is *The Great Race* which runs from San Antonio, TX to Greenville, SC this year. We will run down to Lexington at the Griffin Gate Marriott Hotel, to delight the finishing racers with our beautiful Austin – Healeys. Vice-President Jeff Porada is also looking for show day volunteers for the Sunday, June 8 Concours show. August 28 – 30 is the Bellefontaine, Ohio Hill Climb Revival Two. The Toyota Development Center asked if we could set up a seven-mile autocross!!! Wouldn't that be something? The February Barber Museum bus-trip is sold out! For all other activity questions, and to join a caravan, contact Skip.

Tech Director Tim passed around a clipboard to list specialty tools in possession of the OVAHC and our members. Jake is making a spreadsheet for easy access to a list of what is available, linked to our web site. We already had one session in 2020 and another is planned for Wolfer's garage in Alexandria, KY tomorrow. Tim has extra crimp terminals and other nuts and bolts available for members, free. Call or email Tim if you have questions, want to join in the fun, or need to schedule a session

Historian John Parrott is making plans to compile our history into a presentable form.

Old business: Dale asked if anyone wanted to see the apparel books and order form he brought, one last time.

The order for three dozen items with an OVAHC logo from two dozen members will be placed tomorrow, Monday. They will be delivered at the March meeting. Bring cash or a check to pay Jake.

President Jeff asked if we could help with the gymkhana at the Florida Conclave. OVAHC has its five dates for 2020 on Saturdays, including a "Ladies Day". June 13 & 27, July 11 & 18, and August 1. Jake spoke up and said we need a "minimum fee" for those asking for our help. A starting price of \$250 plus expenses was mentioned. In the past we ran some and got a big, thank you, and some applause. Jim Frakes, on the other hand, was very generous in paying us for the French Lick Conclave gymkhana at the historic Salem Speedway. This discussion will be continued next month. Bottom line – Jeff and Nancy have promised to provide help in Florida with the gymkhana at the Conclave this May.

New business: Bobbi and Tim Ross put together a guide for leading drives and listed possible destinations. Our club President, John Wallace expressed a desire to do more trips to include overnight journeys. If you can lead a group large or small, or want to go somewhere specific, email the club and *let's go!*

Dale started the conversation for our December Christmas party. Lauren spoke up suggesting the Ivy Hills Country Club where she went last December with the Mercedes Club. Mary Ann volunteered to help her find a place, pick a date, and negotiate a price. The plan was to pay your own way this year. President John said if we make money at the drivers' training events, maybe we could divert it for the party. Bernie suggested we develop choices to be considered and voted on at the next meeting. If you have input call them soon. It will be revisited at the March meeting.

Ken Kreuter is taking OVAHC badge orders. Contact him at kkreuter@fuse.net or come to the March meeting. Vice-president John Jacobs said we can get national exposure for our active club by recording the mileage driven IN YOUR HEALEY by our members each month in 2020. A motion made, second given, a vote was taken, and it passed. Using an honor system, send all your short or long trip info to him at johnjacobs1982@yahoo.com. We are looking for bragging rights, so do not be shy, but please be accurate and complete.

The next meeting is at the Wallace home near Eastgate, Saturday March 21. Details will be published in that Newsleak. President Lauren thanked our hosts the Jacksons for the wonderful spread (applause) and then adjourned the meeting.

Submitted by OVAHC Secretary Dale Ballinger "Fun times-a-plenty, in 2020"

Meetings 2020

March—Wallace

April—Ballinger

May—Grabow

June—King

July—Cox

August -Wolfer (picnic)

September—Lindauer

November—Jacobs (Jake)

December TBA

Current list of paid members

Akers, Tim Hamilton, OH- Allison Eugene & Melinda Wyoming, OH - Andorn, Jon & Pamela Hamilton, OH- Ballinger, Dale & Sandy Union -Bell, Marlene **Honorary** West Chester, OH- Bevens, David Hamilton, OH Broughton, Steve . Evendale, OH Brown, Scott & Eileen , Batavia, OH Butler, Don & Dolores Cincinnati, OH Campbell, Rosalee & Ken Loveland, OH Chamberlain, William & Judy Cincinnati, OH Cox, Jerry & Charleen Batavia, OH Cusick, John & Nancy Fairfield, OH Davidson Troy & Lauren West Chester, OH Donner, Chad & Chrissy Saxton Cincinnati, OH Duffey, Robert & Pat . Middletown, OH Durbin , Daniel Lebanon, OH Fischer, Eric & Connie Hamilton, OH Frey, Robert & Judith . Villa Hills, KY Fuson Nathan Latonia, KY Grabow, Ben & Jenny Cincinnati, OH Grabow, Bernie & Mary Ann Covington, KY Haines, John & Karen Edgewood, KY Hall Tom Fairfield, OH Hogan, William & Deborah Villa Hills, KY Hudson, Cathy Cincinnati, OH Jackson, Skip & Joan Cincinnati, OH Jacobs, John (Jake) & Joyce Fairfield, OH Jacobs John (IV) & Ashley Loveland OH, King , Douglas Cincinnati, OH King, Joseph Park Hills, KY King, Juliann & Rob Fairfield, OH Klein, Don & Hazel Indian Springs, OH Kreuter, Kenneth & Pat Murray Cincinnati, OH Kuhnell, Clay & Pam Montgomery, OH Lake, James Cincinnati, OH Lang, Curt & Judy Ft Wright, KY Law, Chuck & Norma Batavia, OH Lindauer, Dennis and Mary Jo Walton, KY Loos, Gayle & Cindy Fort Thomas, KY McCord, James Cincinnati, OH Merten, Marion **Honorary** Cleves, OH Minton, Bob & Kathy West Chester, OH Neumann, Mark & Tammy West Chester, OH Niemeyer, Kurt & Laura Batavia, OH Norman, David Springdale, OH Owens Dana & Bill Hamilton, OH Parrott, John & Janet Bethel, OH Parrott Porada Jeff & Nancy Bacon Mason Ohio Pratt, Barb Indian Springs, Pratt, Richard Cincinnati, OH Rettig, Gary & Patti Beaver Creek, OH Ross, Tim & Bobbi Cincinnati, OH Schondelmayer, Paul & Judy Mason, OH Schunk, Gene & Karen Sarasota, FL Schwartz, Howard & Susan Cincy, OH Silver, Tim & Jeri Cinti, OH Simpson, Andrea Liberty Township, OH Sippel Dick & Nancy Jones Milford, OH Spurlock Jerry & Peggy Galloway, OH Street , Stephen/Mary Anne Tybee Island GA Swager, Tom Maineville, OH Wallace, John & Lauren Cincinnati, OH Warner, Jeff & Rebbie Ooltewah, TN Weckenbrock, James & Sherry Cin, OH Wilberding, John & Joan Empire, MI Wolfer, Chris & Donna Alexandria, KY Yannone Joe & Judy Lake Waynoka, Oh

Calendar for 2020

April 3-5, 2020 – Texas Round Up, Granbury TX

Spring—Date TBA *Vintage Car Dyno Day at Turn In Concepts*

April 24, 2020 – Kurt's - Wing & Wheel at Tri State War Bird Museum Batavia benefit dinner

April 25, 2020 – Kurt's - Spring Tour #8 – New Richmond

May 17-21, 2020 – Conclave 2020 – Crystal River Fla.

June 6—British Bash in Louisville (see Newsleak)

June 11-14, 2020 Rendezvous - Ontario Canada (Minnesota & mid west Canada clubs)

June 18-21—Springthing in New Albany, Indiana

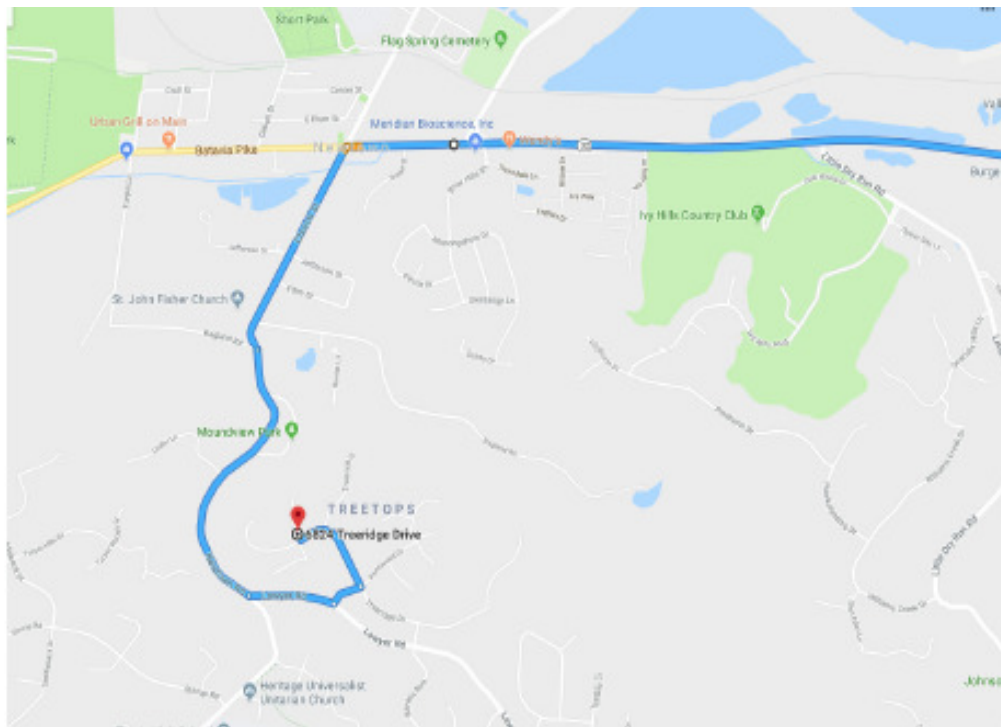
August 28-30 – Kurt's - Bellefontaine OH #2 Hill climb

September 17-20 – September Round up – Indianapolis

September 20-24, 2020 – Summit New England Area – Newport RI

October 1-4, 2020 – SE Classic – Buford Ga. Lake Linear Resort

MARCH MEETING AT WALLACE'S



John & Lauren Wallace
6824 Treeridge Drive
Cincinnati, Ohio 45244

Kick tires at 2:00, meeting at 3

I-275 to Rt. 32 West. Rt. 32 to Church Street and turn left. Continue onto Newtown road. Slight left onto Lawyer rd. Turn left on Perthwood Drive. Turn left on Treeridge (look for balloons at the top of private drive off Treeridge).

Meeting
date
March 21

House is located
at the end of this
private drive.
Look for balloons
on the street.



Drivers Training 2020

Ohio Valley Austin – Healey Club

Driver's Training / Gymkhana 2020

June 13 (Saturday)

June 27 (Saturday)

July 11 (Saturday)

July 18 (Saturday)

August 1 (Saturday)

- Rain or Shine

Location: Live Oak Vocational School - 5956 Buckwheat Road - Milford, OH 45150-2287. Exit # 57 from I-275 and go northeast on Route 28. (towards Blanchester) use the bypass - Right on Buckwheat Road (@Circle K gas station) this is the nearest rest room and store.

Time: The main gate opens before 9:00 AM. Registration is the first 20 cars with up to 25 drivers. The maximum is usually reached BEFORE 10:00 AM. Runs start as soon as possible. Clean up about 3:30. The more help picking up cones and cleaning the earlier we leave.

Cost: \$25.00 per Driver - Max - 25 drivers - spectators free! - Rain or Shine

Everyone will be required to sign a waiver and all drivers are required to work the course when not driving. Bring chairs and a cooler; there is shade available. No alcohol.

Required Equipment: A safe/functioning car (we will inspect it) any make or model, the cooler the better; Helmets are required for drivers and passengers. There are usually loaners available.

Goal: "Fun & Family Oriented Gymkhana" Meaning - street legal tires driven to the event only (no tire changing is allowed); No trailered cars unless they are vintage European or Japanese. We may give out awards for improvement over the day i.e., training.

This event is designed to be a safe, fun way to enjoy your automobile. No dangerous driving or recklessness will be tolerated. We operate near a residential section and ask that the exhaust system be street legal for noise. **Regardless; we reserve the right to determine if it toooo loud.** We want to come back next year.

.... Remember - you are competing against yourself, not others - come out and have some fun with your car!

Questions call the Committee:

Jake Jacobs (beancounter) 513-509-6038; Don Klein (Track Master) 513-785-8484; Skip Jackson (Equipment Master) 513-720-7547; Jeff Porada/Nancy Bacon (Track Set UP & Timing Master) 513-315-8958 or E-mail me if you want to be on our update list.

jake.jacobs@fuse.net or check our web site: www.OhioValleyAHC.com

TECH TIP

Tech Tip – Bleeding the Clutch Slave Cylinder

Due to the location of the clutch slave cylinder, bleeding the clutch on our classic cars can be difficult, time consuming and normally requires an assistant to either depress the clutch pedal or to open and close the bleed screw. I have found success bleeding the clutch on my 1966 Austin Healey 3000 using the following technique and was able to bleed

my clutch without an assistant. The tools required are:

- An appropriately sized box end wrench to fit the bleed screw (mine was a 3/8 “)

- C clamp with a 5” working span

- Clear plastic tubing (I used the tubing from an EZ bleed system that had a one-way check valve on one end but I don’t believe that having a check valve is critical for this process). The tubing should have an inner diameter that fits snugly over the bleeder screw and long enough to extend into a container to capture the brake fluid being bled (I used a small plastic jar with plastic lid that I cut a small hole in the top to feed the tube into. This helps to contain the fluid if you accidentally knock the jar over during the bleeding process while also providing stability for keeping the tubing in the jar.)

- Two small sockets with an outer diameter small enough to fit inside the slave cylinder. (You could also use a bolt long enough to fully compress the piston and return spring inside the slave cylinder.)

- A can of appropriate brake fluid for your vehicle (I use DOT 5 Silicon which doesn’t eat my paint if I spill some.)

- Axle grease.

- Paper towels/rags.

- Cold adult beverages.

Begin by topping off your brake fluid reservoir and leave the cap off the reservoir to monitor the fluid level and top off as necessary during the bleeding process.

I removed the slave cylinder from the side of the transmission in order to easily access the bleed screw and attach the bleeder hose. Since air bubbles tend to be difficult to dislodge when the bleeder screw is lower than the supply line juncture, I

hung the slave cylinder as high as the flexible supply line would allow, with the bleed screw as high as it would go.

Remove the push rod and rubber end cap from the slave cylinder and insert the small sockets or bolt into the slave cylinder and compress the slave cylinder piston and spring with your fingers. Use the C clamp to hold the sockets/bolt in place during the bleeding process. By inserting the small sockets/bolt into the slave cylinder, the fluid is forced out of the slave cylinder into the supply line/reservoir and the C clamp prevents the piston from moving back into the cylinder. This step prevents any air bubbles from remaining in the slave cylinder during the bleeding process and prevents air bubbles from moving past the bleed screw back into the slave cylinder. Make sure the slave cylinder is tilted so that the bleed screw is at its highest level.

Now you are ready to place the box wrench over the bleed screw and attach the bleeder tube to the bleed screw and feed the other end of the tube into the jar to capture the fluid from the bleeding process.

Put a liberal amount of axle grease around the bleed screw threads and where the hose connects to the bleed screw. This prevents air from entering the line around the bleed screw threads

or bleeding hose connection during the bleeding process.

Now you are ready to begin bleeding the clutch slave cylinder.

When you press hard on the clutch pedal you will not be able to move it due to the C clamp and sockets/bolt holding the slave cylinder piston in place. Maintain firm pressure on the clutch pedal and forcefully push the pedal to the floor while loosening the bleed screw. While keeping the pedal on the floor, tighten the bleed screw. Do not allow the clutch pedal up until the bleed screw is tightened. Do not pump the clutch pedal. Repeat this process multiple times until you no longer see air bubbles in the clear plastic hose attached to the bleed screw. Check the fluid level in your reservoir periodically (I checked and topped it off after every 6 strokes of the clutch pedal to make sure the level did not drop to the point of letting air enter the line through the reservoir).

Use the paper towels to get all the axle grease off your bleed screw, hose, tools, slave cylinder, and nose that you just had to scratch at some point during the bleeding process.

Have a cold adult beverage (assuming you have any left after this process).



This is the Ross's plans for driving to Conclave—anybody interested in joining them, contact Bobbie

Conclave Caravan 2020 – Southbound

May 15 – start at rest stop, I-71/75 MM 177 in Kentucky – then south on I-75

Exit 1 – I-75 in Tennessee (@ 340 miles from start, no sight-seeing, only food/gas/potty stops):

Best Western Plus Arbour Inn & Suites 423-893-7979

6710 Ringgold Road

East Ridge, TN

AAA: 2D @ \$98.99, 1K @ \$89.99 (both plus tax)

NOT pet-friendly. Good parking for rigs (large side lot)

Quality Inn & Suites (a Choice Hotels property) 423-892-8100

6700 Ringgold Road

Chattanooga, TN

AAA: 1K @ \$99, 2Q @ \$108

Pet friendly. Parking for rigs is limited

LaQuinta Inn (a Wyndham Hotels property) 423-760-3120

6650 Ringgold Road

East Ridge, TN

AAA: 2Q @ \$116.10, 1K @ \$120.60

Pet friendly. Shared parking with Econolodge – poor for rigs.

May 16 – Continue south on I-75

Exit 22 or 18 in Georgia (@ 330 miles from start, no sight-seeing, only food/gas/potty stops):

Best Western Plus Valdosta Hotel & Suites 229-241-9221

4025 Northlake Drive (Exit 22, US 41 East)

Valdosta, GA

AAA: 1Q @ \$98.09, 1K @ \$101.69, 2Q (Suite) @ \$107.09

LIMITED pet friendly. Lots of parking – no pull-through for rigs (park side-by-side across spaces)

Sleep Inn & Suites (a Choice Hotels property) 229-671-1111

3026 James Road (Exit 18, GA 133 northwest – at Interchange)

Valdosta, GA

AAA: 1K @ \$90; 2Q @ \$95

Pet-friendly. Pull-through parking for rigs at 2 places

Baymont by Wyndham Valdosta at Valdosta Mall 229-269-4471

1725 Gornito Road (Exit 18, GA 133 southeast <1 mile)

Valdosta, GA

AAA: 2D @ \$67.50, 1K @ \$67.50


Pet friendly. Advertised RV parking – dirt lot next door?

May 17 – continue south on I-75 to Florida 121 south to US 19 south to The Plantation Inn & Golf Resort,

301 West Fort Island Trail, Crystal River, FL

@ 175 miles with no sight-seeing, only food/gas/potty stops = ETA 2-ish, start of registration.

Tim and Bobbi plan to book at the Best Westerns.



Mary Ann Grabow (Bemeem@aol.com) and Lauren Wallace (Wallace@fuse.net) are a committee of 2 planning our Christmas party for 2020. Currently we are looking at Ivy Hills Country Club. We will have more information at the March meeting at Wallace's. If you have a suggestion for the 2020 party you would like to share, please contact either Mary Ann or Lauren and let us know the details. We would like to keep this very near or close to the 275 loop. Ivy Hills is inside the 275 loop on the east side of town. **There is no "budget" for the party as it was voted out, so this will be pay as you go no matter where we go this year.**

CAUGHT IN THE ACT

John Parrot trying to sneak around Lauren (president) making announcements in time for Bernie's picture. Does ducking work? Nice meeting at Jackson's—large crowd spread around 3 rooms.



TECH SESSION

On Sunday, Feb. 15, 2020, seven members of the OVAHC Tech Team met at the Chris Wolfer garage #2 to finish the replacement of his brake and clutch hydraulics. We had help from Messrs. Grabow, Brown, Ross, Wolfer, Fuson, Ballinger, and Campbell. All would have gone straightforward, except we first found that the four brake bleed nipples required three different size wrenches! After finding two, one team member went out to the nearby hardware store for a set of ignition wrenches – so we then proceeded to bleed the system, which had been bone-dry to that point, with new master cylinders and new front calipers, and rear slave cylinders. After much pumping of the brake pedal (Ken Campbell will have a “Popeye” right leg now), we found our first leak, from the untightened Banjo fitting on the RR brake line, then a slight leak from a distribution brass manifold that contained the system



failure switch. Fluid was leaking out of the wiring-part of the switch! Chris went to his spare chassis of parts and the quick-fingered team of Nate and Scott changed to the new / old switch without losing much fluid. Upon more pumping, the replacement switch also leaks – must be something about 50 year old British seals? So the team of experienced bodgers switched to plan “C” and looked for an old rusty bolt to replace the leaking switch. Not finding a



satisfactory bolt, but verifying the threads as straight 3/8” fine, Chris and Tim went to the above mentioned hardware store for a short 3/8” fine bolt with full threads. Upon returning, Tim trimmed the bolt in three steps with hacksaw and Dremel until we had the perfect plug, with a copper washer. Then, after a great pizza and beer lunch, and four rounds of bleeding the brake system, we had a decent pedal, no bubbles in the bleed fluid, and had only used 2 quarts of Chris’s 4 quarts of brake fluid. Thanks to Dale for keeping the brake fluid reservoir full. Bernie, Dale and Ken bled the new clutch slave cylinder before lunch. Then we installed the wheels (only needed two new lug nuts), ran the car on the jack stands, verified the rear brake adjustments and that the brake pedal stopped the rear wheels, and lowered the car for a road test. Chris and Nate reported that the clutch works well and that the Sprite stopped good





Tim wanted me to post this picture of “tech team” items that are available at **Winners Circle**.

